

TARA DEVI HARAKH CHAND KANKARIA JAIN COLLEGE

Students Feedback Report

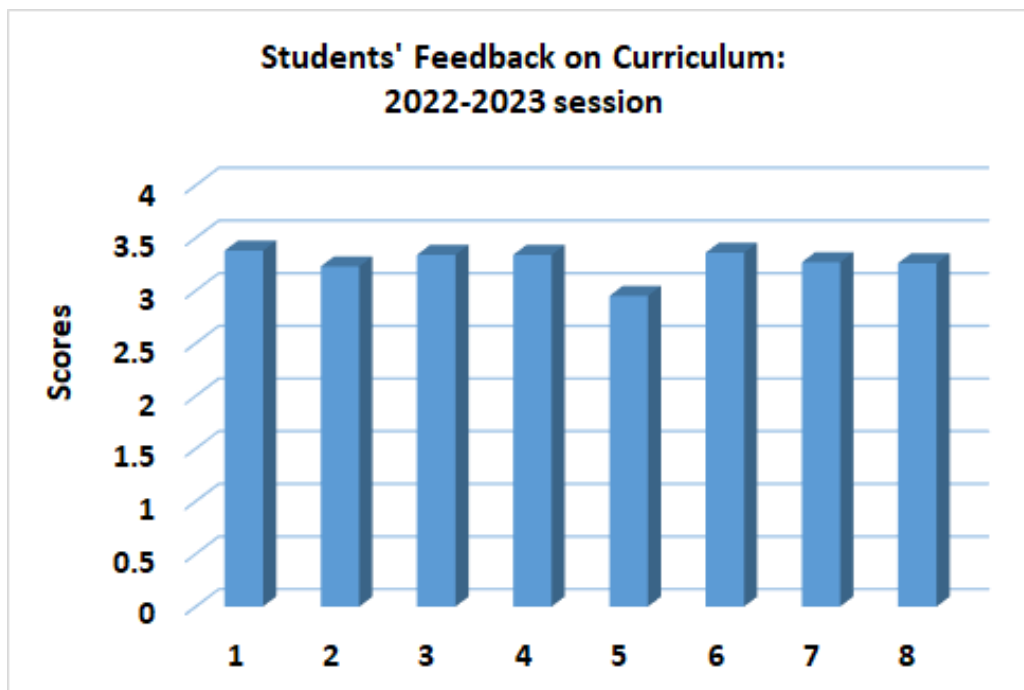
Session: 2022-23

For the NAAC AQAR (2022-23), the college obtains feedback from Students of different disciplines on the syllabus through the college website. The questionnaire has been framed covering social, economic and contemporary aspects of syllabus. Students have rated the question in a scale of E to A where E = Very poor; D = Poor; C = Satisfactory; B = Good; A = Excellent. The feedback is calculated in the numerical scale of 0 - 4 where 0 stands for E, i.e., Very poor and 4 stands for A, i.e., Excellent. The analysis of Students feedback is presented below:

Feedback on Curriculum

Question Wise Score

Sl No.	Question	Score
OVERALL AVERAGE SCORE		3.27
1	Students are informed about the scope of the subject during the Orientation Program	3.38
2	The course/program offers number of choices in different papers/subjects	3.23
3	The curriculum motivates the students to learn more	3.34
4	The syllabus is completed within the stipulated time	3.34
5	The institution arranges internship, student exchange, field visit/industry visit opportunities for students	2.95
6	The curriculum is student centric and offers opportunities for experiential learning, participative learning and problem solving methodologies (Group discussion, Viva, Project work etc.) for enhancing learning experiences	3.36
7	The curriculum is helpful in skill development, employability and research	3.27
8	The curriculum is in tune with the state/national level examinations in the relevant subject	3.26



TARA DEVI HARAKH CHAND KANKARIA J

Students Feedback

Session: 2022-23

Question Wise Feedback Statistics Graphs

Sl No.	Question	Statistics Graphs
1	Students are informed about the scope of the subject during the Orientation Program	<p> ● Excellent ● Good ● Satisfactory ● Poor ● Very poor </p>
2	The course/program offers number of choices in different papers/subjects	<p> ● Excellent ● Good ● Satisfactory ● Poor ● Very poor </p>
3	The curriculum motivates the students to learn more	<p> ● Excellent ● Good ● Satisfactory ● Poor ● Very poor </p>
4	The syllabus is completed within the stipulated time	<p> ● Excellent ● Good ● Satisfactory ● Poor ● Very poor </p>
5	The institution arranges internship, student exchange, field visit/industry visit opportunities for students	<p> ● Excellent ● Good ● Satisfactory ● Poor ● Very poor </p>
6	The curriculum is student centric and offers opportunities for experiential learning, participative learning and problem solving methodologies (Group discussion, Viva, Project work etc.) for enhancing learning experiences	<p> ● Excellent ● Good ● Satisfactory ● Poor ● Very poor </p>
7	The curriculum is helpful in skill development, employability and research	<p> ● Excellent ● Good ● Satisfactory ● Poor ● Very poor </p>
8	The curriculum is in tune with the state/national level examinations in the relevant subject	<p> ● Excellent ● Good ● Satisfactory ● Poor ● Very poor </p>

TARA DEVI HARAKH CHAND KANKARIA JAIN COLLEGE

Teachers Feedback Report

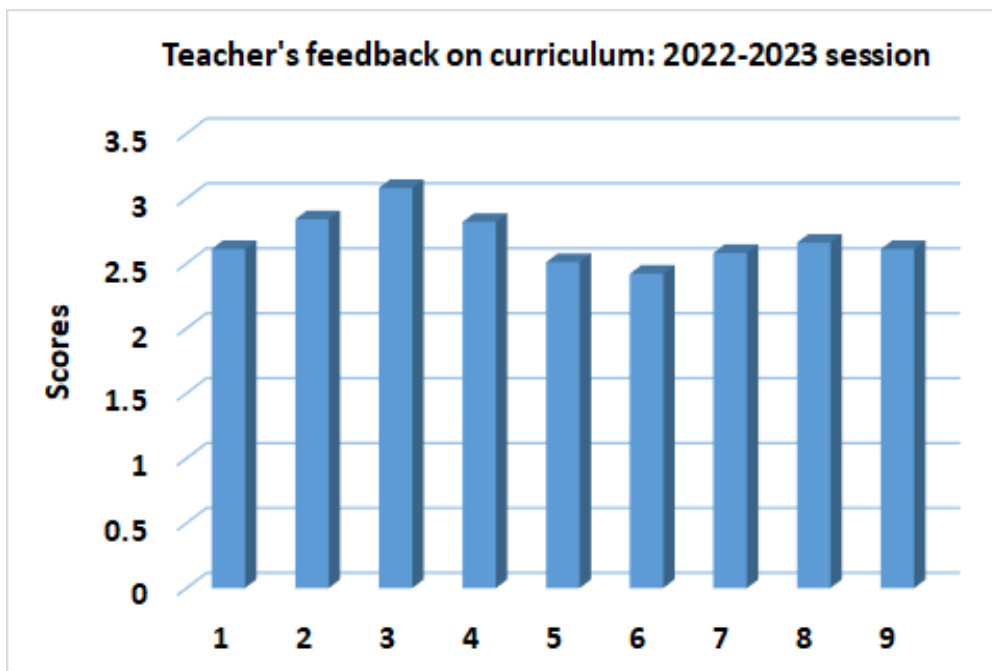
Session: 2022-23

For the NAAC AQAR (2022-23), the college obtains feedback from Teachers of different disciplines on the syllabus through the college website. The questionnaire has been framed covering social, economic and contemporary aspects of syllabus. Teachers have rated the question in a scale of E to A where E = Very poor; D = Poor; C = Satisfactory; B = Good; A = Excellent. The feedback is calculated in the numerical scale of 0 - 4 where 0 stands for E, i.e., Very poor and 4 stands for A, i.e., Excellent. The analysis of Teachers feedback is presented below:

Feedback on Curriculum

Question Wise Score

Sl No.	Question	Score
OVERALL AVERAGE SCORE		2.68
1	The syllabus is contemporary and need-based	2.61
2	The aims and objectives of the syllabus are clear to the teachers and students	2.84
3	There is ample scope to adopt participative teaching-learning methods such as seminars/ presentations / group discussions/ projects etc	3.08
4	Adequacy of textbooks, references books, e-learning and other academic information prescribed in the syllabus	2.82
5	The syllabus can be completed within the stipulated time	2.5
6	Give rating regarding the effectiveness of the syllabus in terms of creativity / job opportunity/skill development	2.42
7	Effectiveness of the syllabus in creating depth of knowledge, awareness and enhanced creativity among the students	2.58
8	How far the does the syllabus incorporate experiential learning (i.e., experimental /practical/Field visit/Project etc.)?	2.66
9	Rate the suitability of the syllabus for both advanced and slow learners	2.61

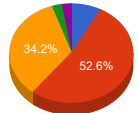
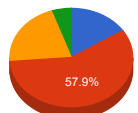
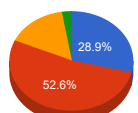
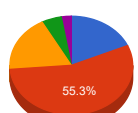
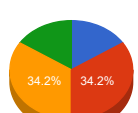
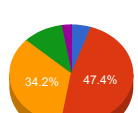
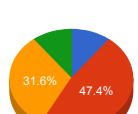
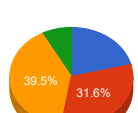


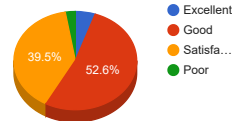
TARA DEVI HARAKH CHAND KANKARIA J

Teachers Feedback

Session: 2022-23

Question Wise Feedback Statistics Graphs

Sl No.	Question	Statistics Graphs
1	The syllabus is contemporary and need-based	 <ul style="list-style-type: none"> Excellent Good Satisfactory Poor Very poor
2	The aims and objectives of the syllabus are clear to the teachers and students	 <ul style="list-style-type: none"> Excellent Good Satisfactory Poor
3	There is ample scope to adopt participative teaching-learning methods such as seminars/ presentations / group discussions/ projects etc	 <ul style="list-style-type: none"> Excellent Good Satisfactory Poor
4	Adequacy of textbooks, references books, e-learning and other academic information prescribed in the syllabus	 <ul style="list-style-type: none"> Excellent Good Satisfactory Poor
5	The syllabus can be completed within the stipulated time	 <ul style="list-style-type: none"> Excellent Good Satisfactory Poor
6	Give rating regarding the effectiveness of the syllabus in terms of creativity / job opportunity/skill development	 <ul style="list-style-type: none"> Excellent Good Satisfactory Poor
7	Effectiveness of the syllabus in creating depth of knowledge, awareness and enhanced creativity among the students	 <ul style="list-style-type: none"> Excellent Good Satisfactory Poor
8	How far the does the syllabus incorporate experiential learning (i.e., experimental /practical/Field visit/Project etc.)?	 <ul style="list-style-type: none"> Excellent Good Satisfactory Poor

Sl No.	Question	Statistics Graphs										
9	Rate the suitability of the syllabus for both advanced and slow learners	 <p>Legend:</p> <ul style="list-style-type: none">ExcellentGoodSatisfactoryPoor <table><tr><th>Category</th><th>Percentage</th></tr><tr><td>Excellent</td><td>1.6%</td></tr><tr><td>Good</td><td>52.6%</td></tr><tr><td>Satisfactory</td><td>39.5%</td></tr><tr><td>Poor</td><td>6.3%</td></tr></table>	Category	Percentage	Excellent	1.6%	Good	52.6%	Satisfactory	39.5%	Poor	6.3%
Category	Percentage											
Excellent	1.6%											
Good	52.6%											
Satisfactory	39.5%											
Poor	6.3%											

TARA DEVI HARAKH CHAND KANKARIA JAIN COLLEGE

Alumni Feedback Report

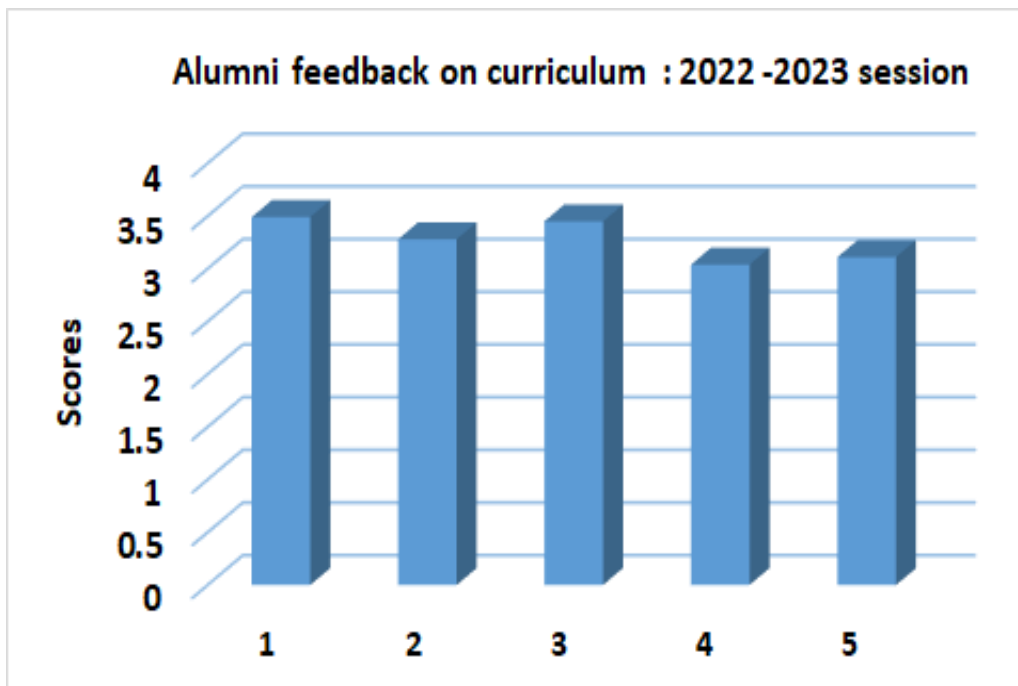
Session: 2022-23

For the NAAC AQAR (2022-23), the college obtains feedback from Alumni of different disciplines on the syllabus through the college website. The questionnaire has been framed covering social, economic and contemporary aspects of syllabus. Alumni have rated the question in a scale of E to A where E = Very poor; D = Poor; C = Satisfactory; B = Good; A = Excellent. The feedback is calculated in the numerical scale of 0 - 4 where 0 stands for E, i.e., Very poor and 4 stands for A, i.e., Excellent. The analysis of Alumni feedback is presented below:

Feedback on Curriculum

Question Wise Score

Sl No.	Question	Score
OVERALL AVERAGE SCORE		3.24
1	The programme enables the graduate to contribute to the society in a professional, responsible and ethical manner	3.37
2	Rate the curriculum prescribed for your degree during your term in the college	3.3
3	How would you rate the course content delivery by the teachers?	3.44
4	The curriculum studied is job oriented	2.93
5	Sufficient numbers of prescribed books/study materials are available in the Library	3.17

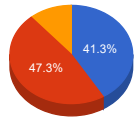
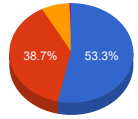
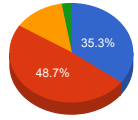


TARA DEVI HARAKH CHAND KANKARIA J

Alumni Feedback

Session: 2022-23

Question Wise Feedback Statistics Graphs

Sl No.	Question	Statistics Graphs
1	The programme enables the graduate to contribute to the society in a professional, responsible and ethical manner	 <ul style="list-style-type: none"> Excellent Good Satisfactory Poor
2	Rate the curriculum prescribed for your degree during your term in the college	 <ul style="list-style-type: none"> Excellent Good Satisfactory Poor
3	How would you rate the course content delivery by the teachers?	 <ul style="list-style-type: none"> Excellent Good Satisfactory Very poor
4	The curriculum studied is job oriented	 <ul style="list-style-type: none"> Excellent Good Satisfactory Very poor
5	Sufficient numbers of prescribed books/study materials are available in the Library	 <ul style="list-style-type: none"> Excellent Good Satisfactory Poor

Auto generated feedback report on “Academic Performance and Ambience of the Institution” from different stakeholders of session 2022-2023:

TARA DEVI HARAKH CHAND KANKARIA JAIN COLLEGE

Students Feedback Report

Session: 2022-23

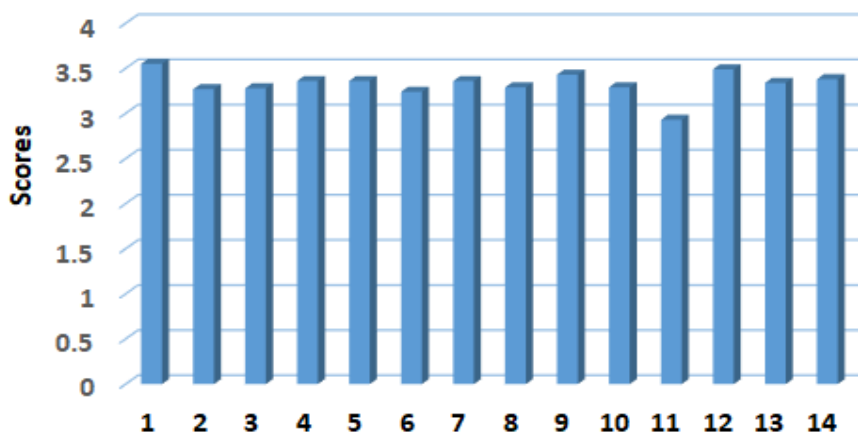
For the NAAC AQAR (2022-23), the college obtains feedback from Students of different disciplines on the syllabus through the college website. The questionnaire has been framed covering social, economic and contemporary aspects of syllabus. Students have rated the question in a scale of E to A where E = Very poor; D = Poor; C = Satisfactory; B = Good; A = Excellent. The feedback is calculated in the numerical scale of 0 - 4 where 0 stands for E, i.e., Very poor and 4 stands for A, i.e., Excellent. The analysis of Students feedback is presented below:

Feedback on academic performance and ambience of the institution

Question Wise Score

Sl No.	Question	Score
OVERALL AVERAGE SCORE		3.33
1	Regular classes are held following Time table	3.55
2	Use of ICT and other innovative methods in classroom lectures	3.27
3	The role of the Institution in encouraging the student-centric methods for enhancing learning experiences	3.28
4	The role of the Institution in taking active interest in organizing Seminars, Conferences & Workshop	3.36
5	The Quality of teaching and mentoring process in the institution facilitates cognitive, social & emotional growth	3.36
6	Does your teacher pay attention to academically weaker students?	3.24
7	Fairness in examination evaluation	3.36
8	The role of the Institution in encouraging participation to sports, extra-curricular activities and NSS	3.29
9	The overall quality of teaching-learning experience of the Institution	3.43
10	Sufficient number of prescribed books and e-resources are available in the Library	3.29
11	Do you get internet facility and digital services in library?	2.93
12	Rate Institutional Infrastructure for providing Peaceful & Calm Environment	3.49
13	Rate the availability of the college staff and their service	3.34
14	Rate the Institutional Overall Cleanliness and Standard of Hygiene	3.38

Students' feedback on academic performance and ambience of the institution: 2022-2023 session



TARA DEVI HARAKH CHAND KANKARIA J

Students Feedback

Session: 2022-23

Question Wise Feedback Statistics Graphs

Sl No.	Question	Statistics Graphs
1	Regular classes are held following Time table	<p> Excellent Good Satisfactory Poor Very poor </p>
2	Use of ICT and other innovative methods in classroom lectures	<p> Excellent Good Satisfactory Poor Very poor </p>
3	The role of the Institution in encouraging the student-centric methods for enhancing learning experiences	<p> Excellent Good Satisfactory Poor Very poor </p>
4	The role of the Institution in taking active interest in organizing Seminars, Conferences & Workshop	<p> Excellent Good Satisfactory Poor Very poor </p>
5	The Quality of teaching and mentoring process in the institution facilitates cognitive, social & emotional growth	<p> Excellent Good Satisfactory Poor Very poor </p>
6	Does your teacher pay attention to academically weaker students?	<p> Excellent Good Satisfactory Poor Very poor </p>
7	Fairness in examination evaluation	<p> Excellent Good Satisfactory Poor Very poor </p>
8	The role of the Institution in encouraging participation to sports, extra-curricular activities and NSS	<p> Excellent Good Satisfactory Poor Very poor </p>

TARA DEVI HARAKH CHAND KANKARIA JAIN COLLEGE

Teachers Feedback Report

Session: 2022-23

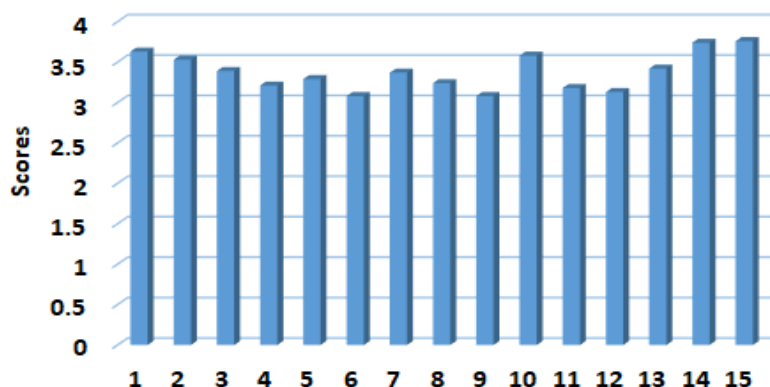
For the NAAC AQAR (2022-23), the college obtains feedback from Teachers of different disciplines on the syllabus through the college website. The questionnaire has been framed covering social, economic and contemporary aspects of syllabus. Teachers have rated the question in a scale of E to A where E = Very poor; D = Poor; C = Satisfactory; B = Good; A = Excellent. The feedback is calculated in the numerical scale of 0 - 4 where 0 stands for E, i.e., Very poor and 4 stands for A, i.e., Excellent. The analysis of Teachers feedback is presented below:

Feedback on academic performance and ambience of the institution

Question Wise Score

Sl No.	Question	Score
OVERALL AVERAGE SCORE		3.38
1	The role of the Institution in taking active interest in organizing Seminars, Conferences & Workshop	3.63
2	The Quality of teaching and mentoring process in the institution facilitates cognitive, social & emotional growth	3.53
3	Is there any scope for innovative teaching methods (group discussions, field exercises, role plays, use of audio-visual aids, student seminar etc.)?	3.39
4	The process undertaken by the Institution in informing stakeholders about expected competencies, course outcomes & programme outcomes	3.21
5	Are academic responsibilities shared uniformly within your department?	3.29
6	How frequently departmental meetings are conducted to manage academic discourse?	3.08
7	The role of the Institution in encouraging to organize beyond classroom programs/ extra-curricular activities	3.37
8	Are you allowed to participate in Teaching Development Programme?	3.24
9	Are you encouraged to pursue research work?	3.08
10	How do you want to rate overall academic performance and ambience of your college?	3.58
11	The role of the Institution in inculcating skills enhancing employability with social responsibility	3.18
12	The role of the Central Library of the College in providing comprehensive computerised services	3.13
13	Rate the services provided by the College Office	3.42
14	Rate Institutional infrastructure for providing Peaceful & Calm Environment	3.74
15	Rate the Institutional Overall Cleanliness and Standard of Hygiene	3.76

Teachers's feedback on academic performance and ambience of the institution: 2022: 2023 session



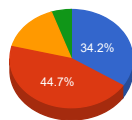
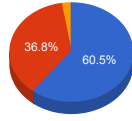
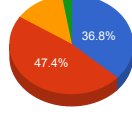
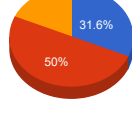
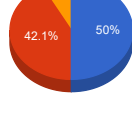
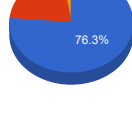
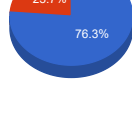
TARA DEVI HARAKH CHAND KANKARIA J

Teachers Feedback

Session: 2022-23

Question Wise Feedback Statistics Graphs

Sl No.	Question	Statistics Graphs
1	The role of the Institution in taking active interest in organizing Seminars, Conferences & Workshop	<p>63.2% Excellent, 36.8% Good</p>
2	The Quality of teaching and mentoring process in the institution facilitates cognitive, social & emotional growth	<p>55.3% Excellent, 42.1% Good</p>
3	Is there any scope for innovative teaching methods (group discussions, field exercises, role plays, use of audio-visual aids, student seminar etc.)?	<p>47.4% Excellent, 44.7% Good, 7.9% Satisfactory</p>
4	The process undertaken by the Institution in informing stakeholders about expected competencies, course outcomes & programme outcomes	<p>63.2% Good, 28.9% Excellent</p>
5	Are academic responsibilities shared uniformly within your department?	<p>42.1% Excellent, 44.7% Good</p>
6	How frequently departmental meetings are conducted to manage academic discourse?	<p>55.3% Good, 28.9% Excellent, 15.8% Satisfactory</p>
7	The role of the Institution in encouraging to organize beyond classroom programs/ extra-curricular activities	<p>47.4% Excellent, 42.1% Good</p>
8	Are you allowed to participate in Teaching Development Programme?	<p>42.1% Excellent, 42.1% Good, 15.8% Satisfactory</p>

Sl No.	Question	Statistics Graphs
9	Are you encouraged to pursue research work?	 <p> Excellent Good Satisfactory Poor </p>
10	How do you want to rate overall academic performance and ambience of your college?	 <p> Excellent Good Satisfactory </p>
11	The role of the Institution in inculcating skills enhancing employability with social responsibility	 <p> Excellent Good Satisfactory Poor </p>
12	The role of the Central Library of the College in providing comprehensive computerised services	 <p> Excellent Good Satisfactory </p>
13	Rate the services provided by the College Office	 <p> Excellent Good Satisfactory </p>
14	Rate Institutional infrastructure for providing Peaceful & Calm Environment	 <p> Excellent Good </p>
15	Rate the Institutional Overall Cleanliness and Standard of Hygiene	 <p> Excellent Good </p>

TARA DEVI HARAKH CHAND KANKARIA JAIN COLLEGE

Alumni Feedback Report

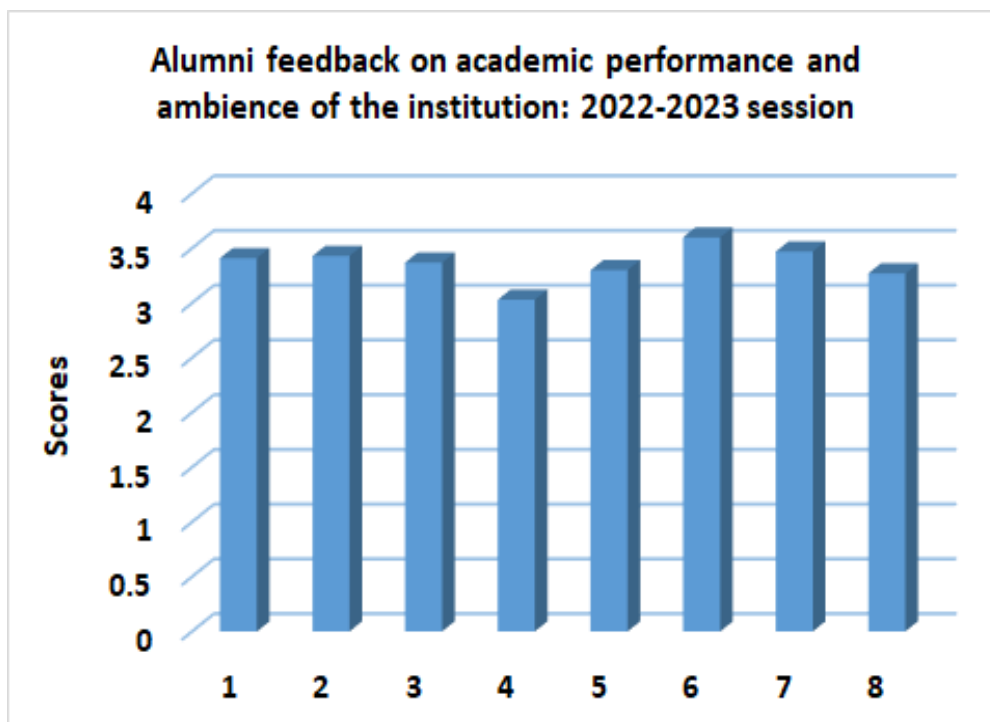
Session: 2022-23

For the NAAC AQAR (2022-23), the college obtains feedback from Alumni of different disciplines on the syllabus through the college website. The questionnaire has been framed covering social, economic and contemporary aspects of syllabus. Alumni have rated the question in a scale of E to A where E = Very poor; D = Poor; C = Satisfactory; B = Good; A = Excellent. The feedback is calculated in the numerical scale of 0 - 4 where 0 stands for E, i.e., Very poor and 4 stands for A, i.e., Excellent. The analysis of Alumni feedback is presented below:

Feedback on academic performance and ambience of the institution

Question Wise Score

Sl No.	Question	Score
OVERALL AVERAGE SCORE		3.36
1	The role of the Institution in taking active interest in organizing Seminars, Conferences & Workshop.	3.41
2	How much of the syllabus was covered in class?	3.43
3	Did the teacher encourage student participation in class?	3.37
4	Availability of books, e-resource, magazines in the library	3.03
5	Rate the services provided by the College Office.	3.3
6	Rate the Institutional Overall Cleanliness and Standard of Hygiene	3.6
7	The overall quality of teaching-learning experience of the Institution.	3.47
8	Does the Institution encourage for participation in sports, extra-curricular activities and NSS	3.27



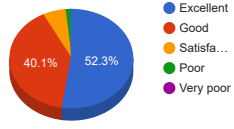
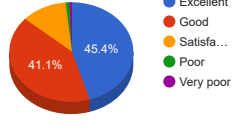
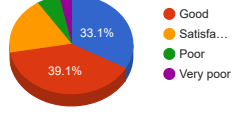
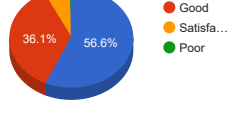
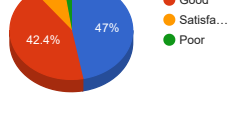
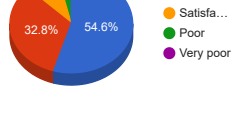
TARA DEVI HARAKH CHAND KANKARIA J

Alumni Feedback

Session: 2022-23

Question Wise Feedback Statistics Graphs

Sl No.	Question	Statistics Graphs
1	The role of the Institution in taking active interest in organizing Seminars, Conferences & Workshop.	<p> ● Excellent ● Good ● Satisfactory ● Poor </p>
2	How much of the syllabus was covered in class?	<p> ● Excellent ● Good ● Satisfactory ● Very poor </p>
3	Did the teacher encourage student participation in class?	<p> ● Excellent ● Good ● Satisfactory ● Poor ● Very poor </p>
4	Availability of books, e-resource, magazines in the library	<p> ● Excellent ● Good ● Satisfactory ● Poor ● Very poor </p>
5	Rate the services provided by the College Office.	<p> ● Excellent ● Good ● Satisfactory ● Poor </p>
6	Rate the Institutional Overall Cleanliness and Standard of Hygiene	<p> ● Excellent ● Good ● Satisfactory ● Poor </p>
7	The overall quality of teaching-learning experience of the Institution.	<p> ● Excellent ● Good ● Satisfactory ● Poor </p>
8	Does the Institution encourage for participation in sports, extra-curricular activities and NSS	<p> ● Excellent ● Good ● Satisfactory ● Poor ● Very poor </p>

Sl No.	Question	Statistics Graphs
9	The overall quality of teaching-learning experience of the Institution	 <p> Excellent Good Satisfactory Poor Very poor </p>
10	Sufficient number of prescribed books and e-resources are available in the Library	 <p> Excellent Good Satisfactory Poor Very poor </p>
11	Do you get internet facility and digital services in library?	 <p> Excellent Good Satisfactory Poor Very poor </p>
12	Rate Institutional Infrastructure for providing Peaceful & Calm Environment	 <p> Excellent Good Satisfactory Poor </p>
13	Rate the availability of the college staff and their service	 <p> Excellent Good Satisfactory Poor </p>
14	Rate the Institutional Overall Cleanliness and Standard of Hygiene	 <p> Excellent Good Satisfactory Poor Very poor </p>

Summary of Feedback analysis of session 2022-2023

Overall scores of all the questions on the feedback:

Category	On curriculum		On academic performance and ambience of the institution	
	Scores (out of 4)	Percentage (%)	Scores (out of 4)	Percentage (%)
Teacher	2.68	67	3.38	84.5
Alumni	3.24	81	3.36	84
Students	3.27	81.8	3.33	83.3

Following are the observations from the feedback:

Teachers:

The scores obtained are average as the teachers find the syllabus quite extensive and difficult to complete within the span available for each semester. However, teachers are satisfied with the ambience of the institution

Alumni

The scores given by alumni are high and they are satisfied with the curriculum and the academic performance/ambience of the institution. However, they believe that the syllabus is not job-oriented and not very helpful for qualifying state/national level entrance examinations at the PG level

Students:

The scores obtained from the students are high in almost every parameter, including curriculum and ambience of the institution, except for two parameters:

- Library facilities

- **Internships/field visits/student exchange opportunities**

Action taken report:

- **The librarian was instructed to enhance library facilities and purchase more books that will guide the students to qualify for various competitive examinations related to job and PG-entrance examinations**
- **The departments were informed to organize more visits (field/lab/industry) to make the learning process for the students more participative, interesting and engaging**